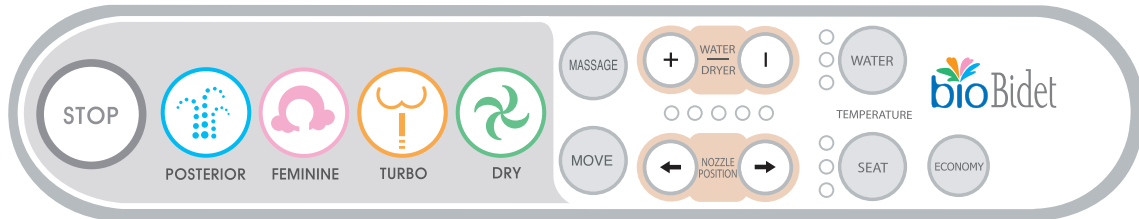


OPERATION

BB-800, 900



Sit on the seat

- When sitting on the seat, the Orange LED on the control panel will light and the deodorizer fan will start to run.
- Push "SEAT" , to adjust temperature.

Push the desired function button



- All washing functions work for one minute.
- Push "WATER" , to adjust temperature.

How to operate

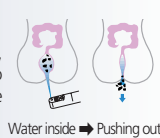
1st Step

Push "Turbo Wash", "Enema Wash" button, and adjust the washing features on the control center.



2nd Step

After a few minutes, strain your abdomen to eliminate the waste matter from your system.



Push "Dry" function

- You can adjust air temperature by Pushing "High()" or "Low()" button.
- Automatically stops after 3 minutes.

Nozzle & Move Position Control

- Push() or () to adjust spray position.

Water Pressure Control

- Push() or () to adjust the water pressure.

Rhythm Wash Control

- Push() MASSAGE button.

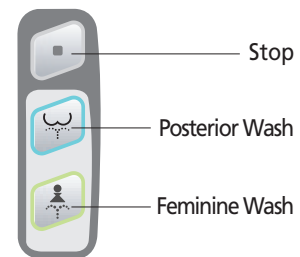
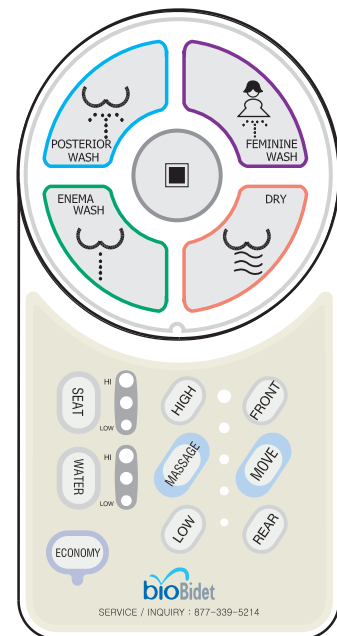


NOTICE

When user does not use remote control for 10 seconds, the LED lamp will turn off in order to save the battery power. (BB-1000 model)

Press "Stop" Button to stop all operations

BB-1000



Simple Operation Panel (BB-1000 model)